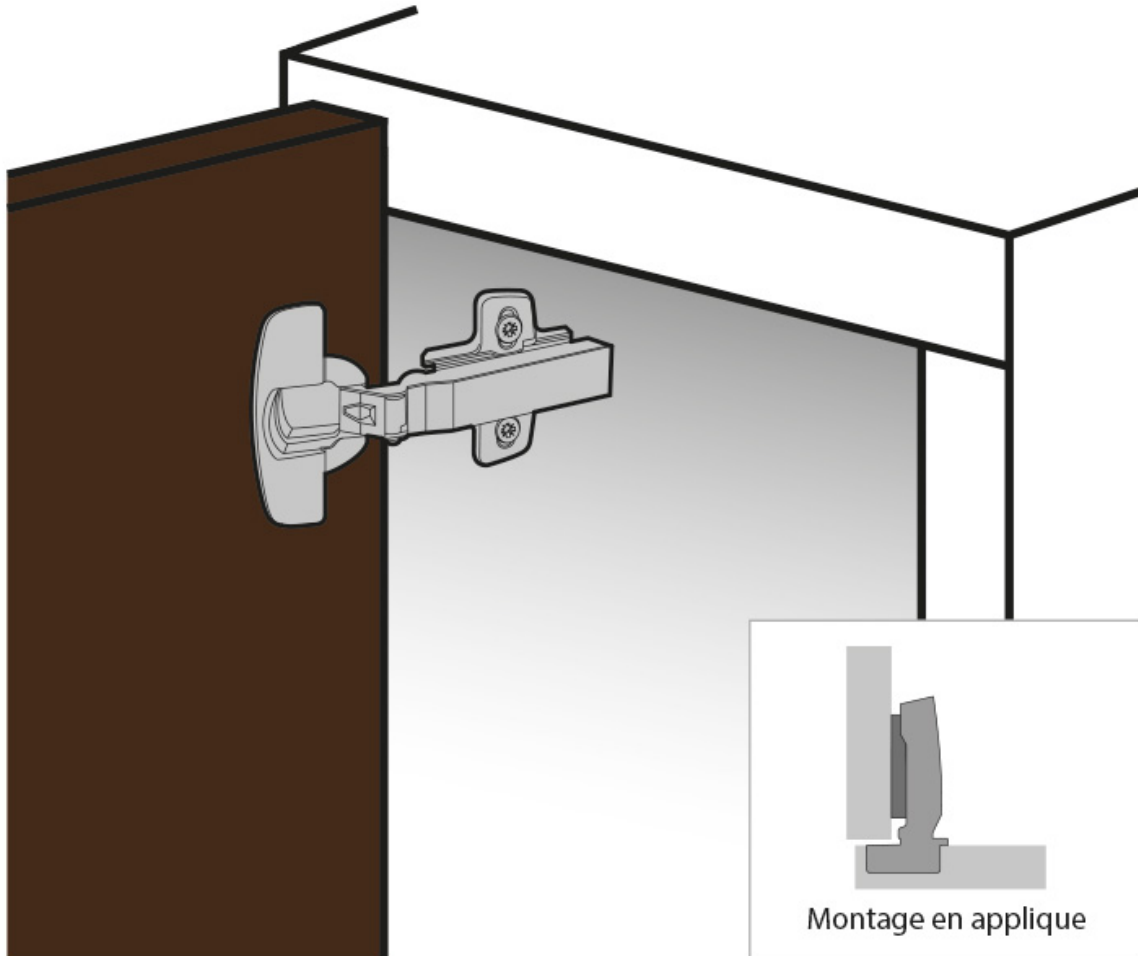


CHARNIÈRE INTERMAT 9943

HETTICH



<https://www.quincabox.fr/intermat-9943-t42-p28139>



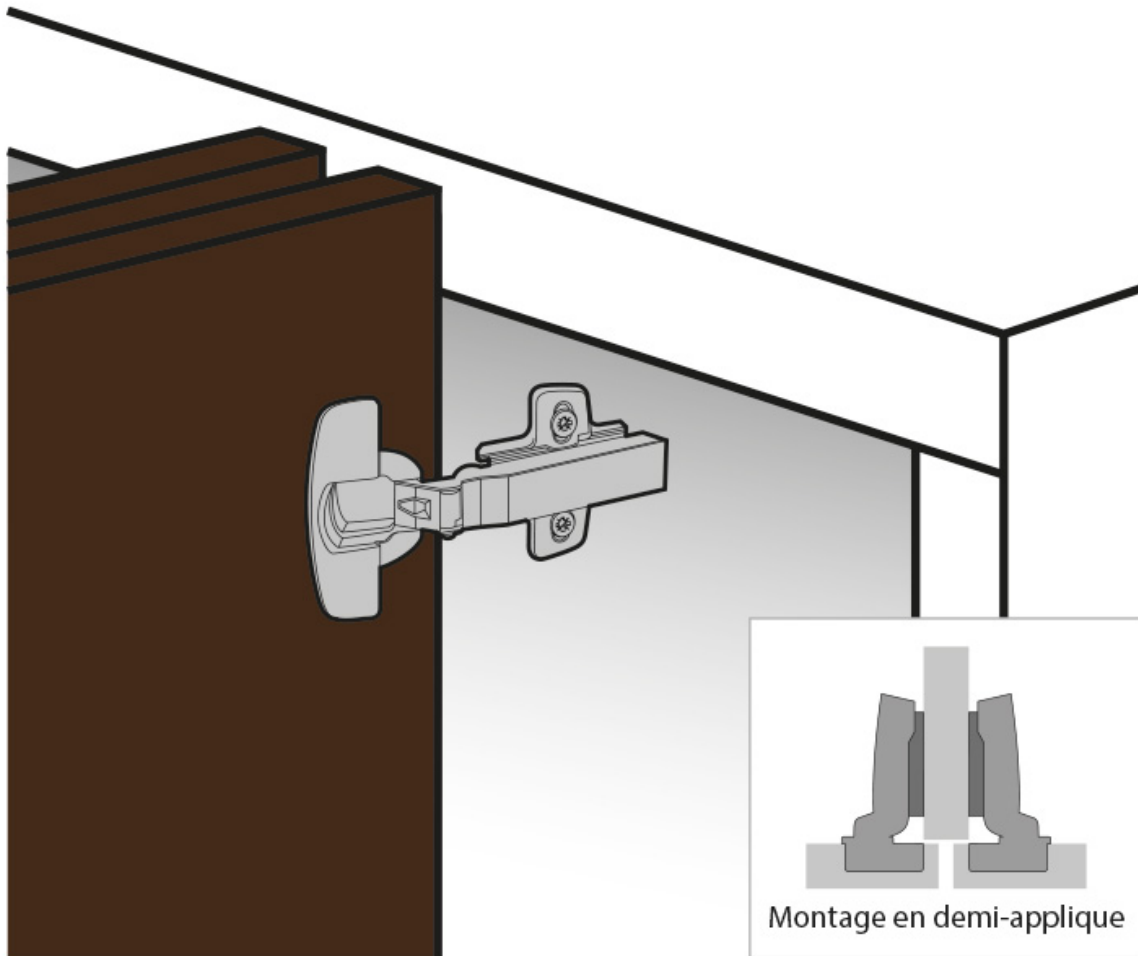
Tel : 02 43 30 41 38

Fax : 02 43 30 26 16

www.quincabox.fr

CHARNIÈRE INTERMAT 9943

HETTICH



<https://www.quincabox.fr/intermat-9943-t42-p28139>



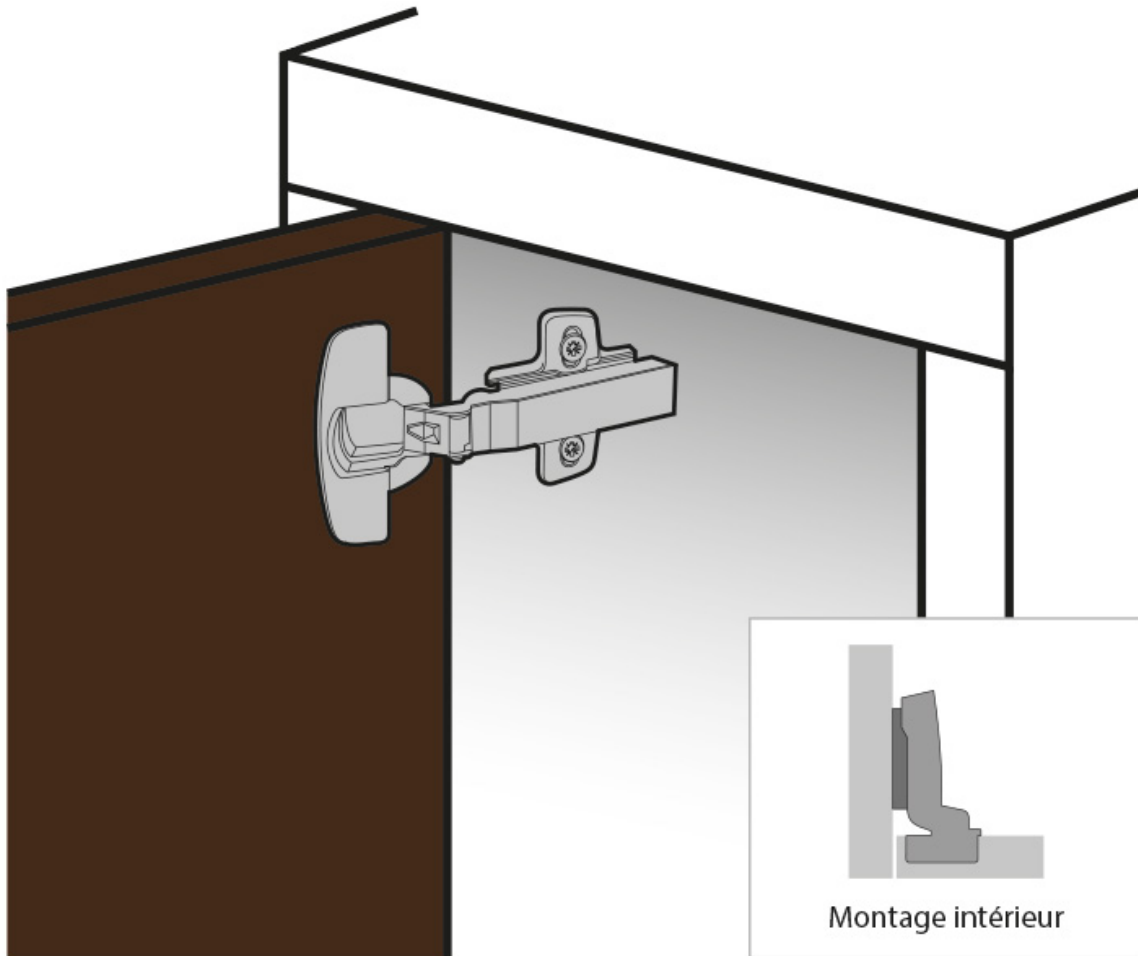
Tel : 02 43 30 41 38

Fax : 02 43 30 26 16

www.quincabox.fr

CHARNIÈRE INTERMAT 9943

HETTICH



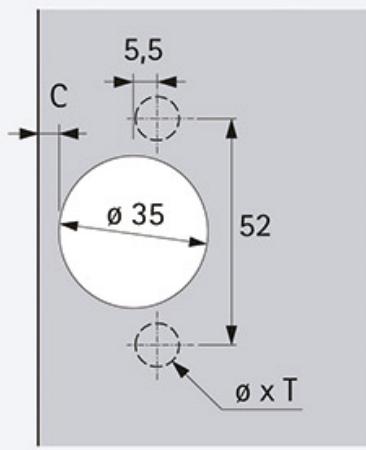
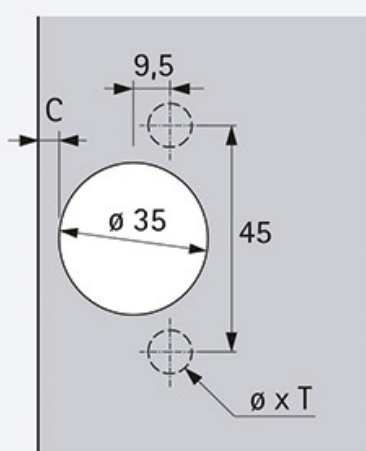
<https://www.quincabox.fr/intermat-9943-t42-p28139>



Tel : 02 43 30 41 38

Fax : 02 43 30 26 16

www.quincabox.fr

Montage du boîtier	Schéma de perçage	Alésage de fixation ø x T mm
à visser TH 42	 <p>Diagram showing a circular hole with diameter ø 35 and a vertical distance of 52 mm from the top edge to the center of the hole. A horizontal offset of 5,5 mm is shown from the left edge to the center. A smaller hole with diameter ø x T is located 5,5 mm from the top edge and 5,5 mm from the center of the main hole. A dimension 'C' is indicated for the offset from the left edge to the center of the main hole.</p>	ø 10 x 11
à enfoncer TH 43		ø 10 x 6
Montage rapide Fix TH 45		ø 10 x 11
avec manchons à expansion prém. TH 48		
à enfoncer TB 43	 <p>Diagram showing a circular hole with diameter ø 35 and a vertical distance of 45 mm from the top edge to the center of the hole. A horizontal offset of 9,5 mm is shown from the left edge to the center. A smaller hole with diameter ø x T is located 9,5 mm from the top edge and 9,5 mm from the center of the main hole. A dimension 'C' is indicated for the offset from the left edge to the center of the main hole.</p>	ø 8 x 11
Montage rapide Fix TB 45		ø 8 x 6
avec manchons à expansion prém. TB 48		ø 8 x 11

<https://www.quincabox.fr/intermat-9943-t42-p28139>